

# GRADUATION 2009 INFORMATION

## FINAL EXAM SCHEDULE

Monday	June 1	7 <sup>th</sup> period	Regular bell schedule until 5th 1:50 – 3:50 (test time)
Tuesday	June 2	1 <sup>st</sup> , 3 <sup>rd</sup> , & 5 <sup>th</sup> period	Exam bell schedule
Wednesday	June 3	2 <sup>nd</sup> , 4 <sup>th</sup> , & 6 <sup>th</sup> period	Exam bell schedule
Thursday	June 4	Graduation Practice	PAC at 9:00 am (tickets will be distributed)

## SENIOR CHECKLIST

EVERYTHING LISTED BELOW MUST BE CLEARED  
BEFORE CAP AND GOWN PICK UP.

1. \*FINES / BOOKS/ GRADES
2. FINAL EXAMS
3. ABSENCES

\*Fines include: Library, textbooks, parking, club dues, athletics, band, tigerettes and cheerleader

Phoenix Students if you left outstanding fines when you transferred make sure all fines are paid before cap and gown pick up.

## PAY FINES

On or before May 29th to Mrs. Ables in east campus office

**CHECK POSTED LIST IN FOYER**

## GRADUATION PRACTICE

Thursday, June 4<sup>th</sup> at 9:00 am

PAC (Performing Arts Center)  
DO NOT BE LATE!!!

**Do not make any plans or appointments for the morning. If you do not show up for practice you will not participate in commencement exercises.**

★ You will receive your 15 tickets at this time. ★

## PICNIC

Thursday, June 4<sup>th</sup> 11:30 am

at Ben Gill Park Pavilion  
Compliments of American National Bank

**CAP & GOWN / TICKET PICK UP** Wednesday, June 10<sup>th</sup> 9:00 am - 12:00 pm

West campus, gym (catwalk) main hall. If you paid any fine(s) make sure you bring your receipt(s) with you to clear yourself for pick up.

- ★ **June 10<sup>th</sup> Men must be clean shaven to pick up cap /gown**
- ★ **June 11<sup>th</sup> clean shaven to participate in commencement exercises.**

Sideburns may not extend past the earlobes. Mustaches are permitted provided they are neatly trimmed. Goatees, beards, or facial hair are prohibited.

**TRANSPORTATION**

Busing is being provided to any graduate that needs transportation to the Garland Special Events Center. Contact Mrs. McCook for sign up as soon as possible. Seating is limited.

**COMMENCEMENT EXERCISES** June 11<sup>th</sup> at 8:00 p.m.  
Garland Special Events Center  
4999 Naaman Forrest Blvd.  
★ 6:45 p.m. Seniors time of arrival ★ Garland, Texas 75040

Sunday dress, cap, gown and sash. Go in entrance designated for SENIORS (Sign will be posted). Report to location for line up and attendance check.

**DO NOT BE LATE!!!!**

**DRESS FOR GRADUATION:** SUNDAY DRESS

**MEN** must wear black dress slacks, white, collared, long sleeve, dress shirt, and black / brown dress shoes with closed toe and heel.

***CLEAN SHAVEN – NO FACIAL HAIR - BEARD OR GOATEE -***

**Will not be allowed to participate in commencement exercises if not clean-shaven.**

**NO JEANS, TENNIS SHOES, HOUSE SHOES, FLIP FLOPS OR EARRINGS-NOSE/FACIAL RINGS OF ANY KIND.**

**WOMEN** must wear either dress or skirt/blouse NO PANTS and black or brown shoes with closed toe and heel. NO JEANS / SLACKS, TENNIS SHOES, SANDLES, HOUSE SHOES, FLIP FLOPS or NOSE/FACIAL RINGS OF ANY KIND.

**All shoes must be BROWN OR BLACK (no other color will be accepted)  
WITH CLOSED TOE AND HEEL!!!!**

**MEN and WOMEN must be in compliance with  
TISD dress and hair code.**

No extreme style or **unnatural** hair coloring such as red, maroon, green, purple, etc. is prohibited. No beads, symbols, letters, or designs cut in the hair that are suggestive or excessive shall be permitted. No pony tails, pig tails, duck tails, rat tails, or puff balls shall be allowed on male students.

**TICKETS**

Ticketed seating capacity for graduation is for 5000 guest. Each student will receive 15 tickets when they pick up their cap and gown on Wednesday, June 10<sup>th</sup>. **No one will be admitted into the events center without a ticket.** Graduates will not need a ticket. Remaining tickets will be given out graduation night when facility doors open to the public. One ticket per person will be handed out on a first come, first serve basis. Parents are urged to bring their unused tickets and turn them in at the door so they may be disbursed to other guest.

**If you leave the center you must have a ticket for reentry.**

**GOWN RETURN AND DIPLOMA PICKUP**

Thursday, June 11<sup>th</sup> Immediately following graduation you will return gown and pickup diploma. You keep the cap, sash and tassel. Place of drop off will be announced graduation night. If you don't return the gown graduation night you will have to bring it to the school on June 15<sup>th</sup> or after and exchange for your diploma.

















**GRADUATION PICTURES**

Pictures packets may be purchased the night of graduation or by mail order from Captured Images (see deadline for mail orders on order form). Photographer booth will be located in the upstairs main foyer.

**GRADUATION CD**

A CD of the entire commencement exercises will be available for purchase for \$22.00. **Make check payable to: Terrell High School.** Return order form and money to the financial secretary (Mrs. Ables) on east campus office. CD's will be mailed a couple of weeks after graduation.

# GARLAND SPECIAL EVENTS CENTER GRADUATION RULES

-  The Special Events Center rules prohibit loitering in the parking lot
-  Carry-in items are discouraged. All bags will be inspected for safety purposes
-  Cameras are allowed but NO TRIPODS are permitted
-  All patrons must be **DRUG and ALCOHOL FREE**
-  No lewd, inappropriate, or disruptive behavior will be allowed
-  Patrons may leave the facility but MAY NOT RETURN WITHOUT A TICKET
-  Appropriate dress, including shirt and shoes, is required
-  **NO SMOKING** allowed
-  Family and friends are not allowed to move onto the arena floor or backstage
-  No animals are allowed – except for handicapped attendees needing assistance from that animal, ie. Eye-seeing dog.
-  All persons must remain seated at all times
-  Pictures must be taken from your seat in the audience
-  **NO OTHER VIDEO COMPANIES WILL BE ALLOWED IN THE CENTER TO PRODUCE VIDEOS FOR SALE OR PERSONAL USE**
-  Umbrellas may not be brought into the arena. In the event of inclement weather, guests are encouraged to bring appropriate apparel such as raincoats, pullovers or ponchos.
-  **OTHER ITEMS NOT ALLOWED IN THE FACILITY:**
  - Containers, coolers, food, or beverages of any kind
  - Signs, placards, or mortarboards
  - Balloons, beach balls, Frisbees, or flying tortillas, soap bubbles, silly string, glitter, confetti, noisemakers
  - Bullhorns or air horns
  - Laser pens
  - Weapons (small knives included)
-  Small Gift bags (less than 12 inches in height) are permitted, but are subject to screening

This is a respectful event. Family and friends should listen quietly to student and adult speeches, and to refrain from shouting as names are read. This is an important experience for every family; every family wants to hear the name of their graduates as he/she crosses the stage.

To help expedite the ceremony and not disrupt the next student receiving his/her diploma, it is requested that all applause be held until all graduates have received their diplomas. There will be ample opportunities for enthusiastic celebration at the conclusion of the ceremony.

# Driving Directions for GARLAND SPECIAL EVENTS CENTER

[www.specialeventscenter.com](http://www.specialeventscenter.com)

## From US 80 West

- From Terrell take US 80 west and continue westbound on US 80 to I-635.
- Bear right onto I-635 N heading towards Mesquite.
- Continue northbound (and eventually westbound) until reaching the Garland Road/Shiloh Exit.
- Stay on the access road across Northwest Hwy.
- The road will end at Shiloh. Turn right (north) on Shiloh.
- After crossing some railroad tracks, you will come to S. Garland Avenue\*.
- Turn right onto S. Garland Avenue and get into the center lane.
- Stay on Garland Avenue approximately 6 miles. After crossing Beltline Road, you will cross Apollo Road, and then come to an intersection where N. Garland Avenue makes a right turn north, and the main road becomes Arapaho Rd.
- Turn right onto N. Garland Avenue.
- Continue north approximately 1.1 miles, and then turn right onto Naaman Forest Blvd.
- About a block down the boulevard, the Special Events Center will be to your right on the south side of the road.

*\*Within the Dallas city limits, Garland Avenue is called Garland Road.*

## From HWY 205

- From Terrell take HWY 205 North towards Rockwall to I-30.
- Turn left under bridge onto I-30 West entrance ramp merging left onto I-30 heading towards Dallas.
- Continue westbound until reaching the Dalrock Road Exit.
- Take the Dalrock Road Exit. Veer right onto Dalrock Road.
- Continue on Dalrock to HWY 66.
- Turn left onto HWY 66 (Lakeview Pkwy) continue until reaching Rowlett Road.
- Turn right onto Rowlett Road. Continue on Rowlett Rd which will turn into Firewheel Pkwy.
- Turn left onto N Pres. George Bush Hwy 190-Toll Road continues until reaching E Brand Road Exit.
- Take the E Brand Rd Exit (**last free exit**) go straight through red light staying on the service road.
- Continue towards the next intersection North Garland Rd.
- Turn left onto North Garland Rd. Continue north approximately 0.5 mile.
- Turn left onto Naaman Forest Blvd.
- Garland Special Events Center is located on the right. Parking lots are located on both sides of Naaman Forest Blvd.
- Handicap Parking is located on the west side of the center.
- No charge for parking. *\*Within the Dallas city limits, Garland Avenue is called Garland Road.*

**MAP**  
**GARLAND SPECIAL EVENTS CENTER**  
4999 Naaman Forrest Blvd.  
Garland, Texas 75040

